



J&K CABINETS

68 INDUSTRIAL WAY, WILMINGTON, MA 01887
TEL 978.658.1888 FAX 978.658.1882

TO LOCATE A DEALER, PLEASE VISIT
WWW.JKBOSTON.COM



Welcome to your new kitchen...

J&K Cabinetry has been producing fine, unique finished cabinetry for distinctive, stylish, and affordable kitchens in everyday living.

With our massive list of sizes and cabinets, your dream kitchen is only a design away.

Where quality meets affordability...
Choose J&K Cabinets.



J&K Cabinetry reserves the right to change or modify cabinets as part of its on going development. Every effort has been made to ensure the accuracy of information contained herein; due to printing limitations, color pictures cannot be guaranteed to match actual cabinet materials. We consider these variances to be minimal and are considered normal and cannot be considered defective or reason to return the product. Please check with your retailer for actual door samples when you make your selection.



K10
Mocha Maple Glaze



M01
Chocolate Maple Glaze




J5
Mahogany Maple




K8
Espresso Maple



A7
Creme Maple Glaze




CO66
Cinnamon Maple



S1
Walnut Shaker



S8
White Shaker





K10

Mocha Maple Glaze

- Full overlay doors
- Soft-close full extension drawer glides
- Dovetail drawer box construction
- All wood cabinetry
- Plywood construction
- Solid door, frame, and drawer
- Contemporary style for everyday living
- 6-way European style concealed hinge

A7

Creme Maple Glaze

- Full overlay doors
- Soft-close full extension drawer glides
- Dovetail drawer box construction
- Plywood box
- Solid door, frame, and drawers
- Maple cabinetry
- Raised panel contemporary or traditional style with a caramel glaze
- 6-way European style concealed hinge





M01 Chocolate Maple Glaze

- Full overlay doors
- Soft-close full extension drawer glides
- Dovetail drawer box construction
- All wood cabinetry
- Plywood box construction
- Solid door, frame, and drawers
- Raised panel traditional style
- 6-way European style concealed hinge



K8

Espresso Maple

- Modern, contemporary style in flat panel
- Soft-close full extension drawer glides
- Dovetail drawer
- Plywood construction
- Solid door, frame, and drawers
- Maple cabinetry
- 6-way European style concealed hinge





J5

Mahogany Maple

- Elegant traditional raised panel in deep rich mahogany stain
- Soft-close full extension drawer glides
- Dovetail drawer
- Plywood construction
- Maple cabinetry
- Solid door, frame, and drawers
- 6-way European style concealed hinge



CO66

Cinnamon Maple

- Full overlay doors
- Soft-close full extension drawer glides
- Plywood construction
- Solid door, frame, and drawers
- Maple cabinetry
- Raised panel traditional style
- 6-way European style concealed hinge





S8

White Shaker

- Full overlay doors
- Soft-close full extension drawer glides
- Dovetail drawer box construction
- Plywood box construction
- Maple cabinetry
- Recessed Shaker style
- Raised panel contemporary or traditional style with a caramel glaze
- 6-way European style concealed hinge (soft-close upgradeable)





SI

Walnut Shaker

- Full overlay doors
- Soft-close full extension drawer glides
- Dovetail drawer box construction
- Plywood box construction
- Maple cabinetry
- Recessed Shaker style
- Raised panel contemporary or traditional style with a caramel glaze
- 6-way European style concealed hinge (soft-close upgradeable)

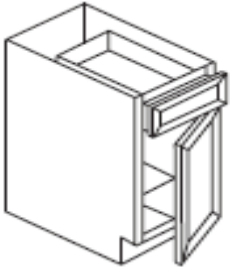


Bathroom Vanity and More



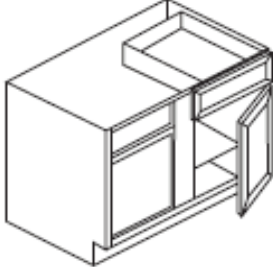
PRODUCT SPECIFICATIONS

BASE CABINET



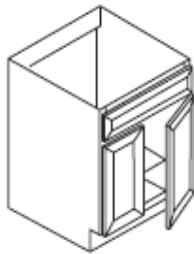
ITEM
B09
B12
B15
B18
B21

BLIND CORNER BASE



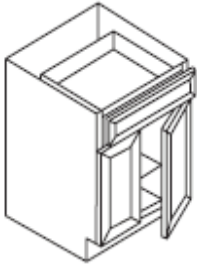
ITEM
BBC42

SINK BASE CABINET



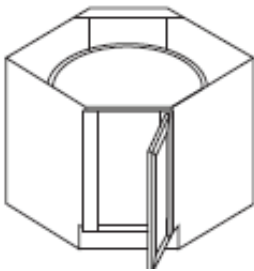
ITEM
SB27

BASE CABINET



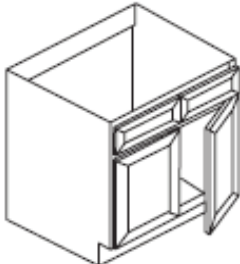
ITEM
B24
B27

BASE DIAGONAL W/ LAZY SUSAN



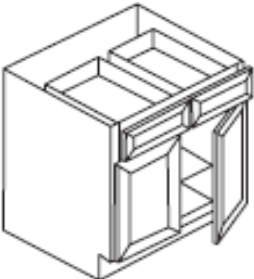
ITEM
CBD36

SINK BASE CABINET



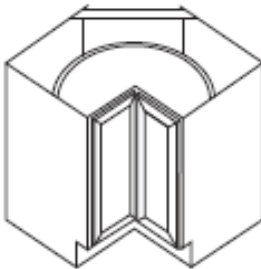
ITEM
SB30
SB33
SB36
SB42

BASE CABINET



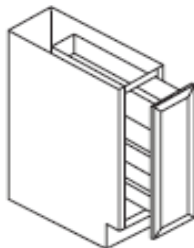
ITEM
B30
B33
B36
B42

LAZY SUSAN



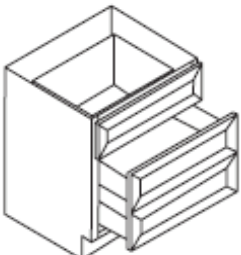
ITEM
LS3612

SPICE RACK CABINET



ITEM
SP09

DRAWER BASE CABINET



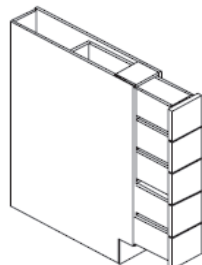
ITEM
DB15-3
DB18-3
DB21-3
DB24-3
DB30-3
DB36-3

CORNER SINK BASE



ITEM
CSB36

SPICE DRAWER - 5 SPICE DRAWER



ITEM
BWRC6

FINISHES

K10 Mocha Maple Glaze

A7 Creme Maple Glaze

M01 Chocolate Maple Glaze

K8 Espresso Maple

J5 Mahogany Maple

CO66 Cinnamon Maple Glaze

S1 Walnut Shaker

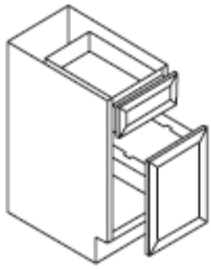
S8 White Shaker

Don't see your size? Call us!
978.658.1888

Not all options are available for all colors/styles.
Please call for more information.

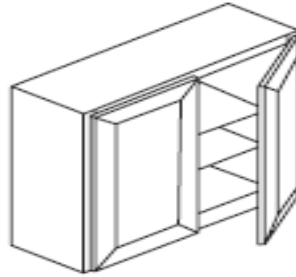
PRODUCT SPECIFICATIONS

BASE WASTE BASKET



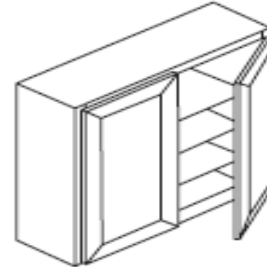
ITEM
BWBK18-2

30" WALL CABINET



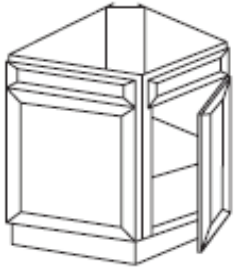
ITEM
W2430
W2730
W3030
W3330
W3630

42" WALL CABINET



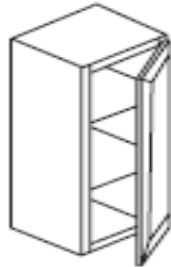
ITEM
W2442
W2742
W3042
W3342
W3642

BASE END CORNER - ANGLE



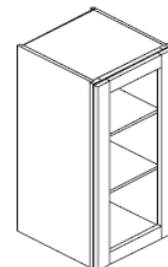
ITEM
BEC24

36" WALL CABINET



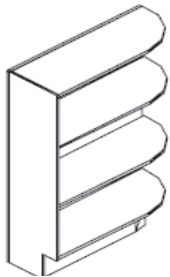
ITEM
W0936
W1236
W1536
W1836
W2136

30" WALL CABINET GLASS DOOR



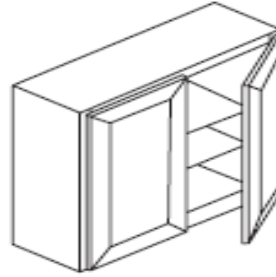
ITEM
WM1530H
WM1830H
WM2130H
WM1536H
WM1836H
WM2136H

BASE END CORNER OPEN SHELF



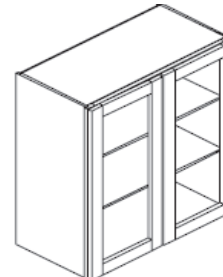
ITEM
BES09

36" WALL CABINET



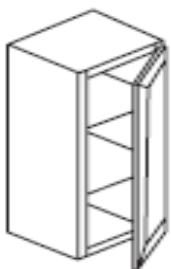
ITEM
W2436
W2736
W3036
W3336
W3636

30" WALL CABINET GLASS DOOR



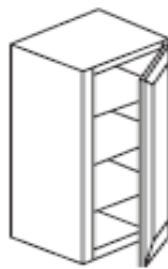
ITEM
WM2430H
WM2730H
WM3030H

30" WALL CABINET



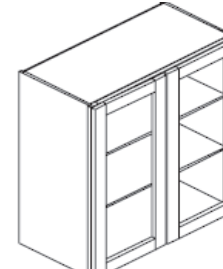
ITEM
W0930
W1230
W1530
W1830
W2130

42" WALL CABINET



ITEM
W0942
W1242
W1542
W1842
W2142

36" WALL CABINET GLASS DOOR



ITEM
WM2436H
WM2736H
WM3036H

FINISHES

K10 Mocha Maple Glaze

A7 Creme Maple Glaze

M01 Chocolate Maple Glaze

K8 Espresso Maple

J5 Mahogany Maple

CO66 Cinnamon Maple Glaze

S1 Walnut Shaker

S8 White Shaker

Don't see your size? Call us!
978.658.1888

Not all options are available for all colors/styles.
Please call for more information.

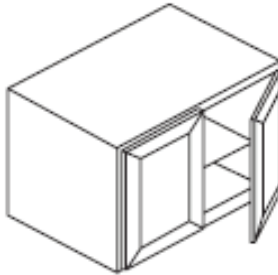
PRODUCT SPECIFICATIONS

WALL GLASS CABINET



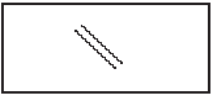
ITEM
 WMDC2430H
 WMDC2436H
 WMDC273615H

WALL CABINET BRIDGE



ITEM
 W3021
 W3024
 W302427
 W3624
 W362427

GLASS SHELF



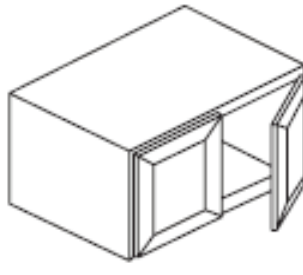
ITEM
 WM1530/36/42H
 WM1830/36/42H
 WM2130/36/42H
 WM2430/36/42H
 WM2730/36/42H
 WM3030/36/42H

WALL GLASS CABINET



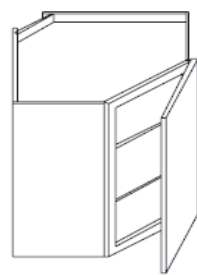
ITEM
 WMDC2442H
 WMDC274215H

WALL CABINET BRIDGE



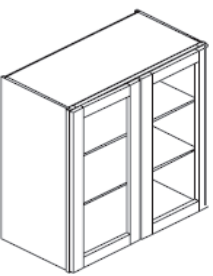
ITEM
 W301227
 W301527
 W301827
 W331227
 W331527
 W361227
 W361527
 W361827

WALL DIAGONAL CABINET



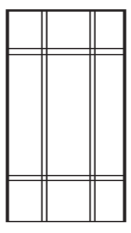
ITEM
 WDC2430
 WDC2436
 WDC273615

42" WALL CABINET GLASS DOOR



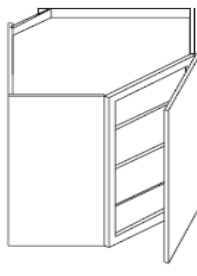
ITEM
 WM2442H
 WM2742H
 WM3042H

GLASS INSERT



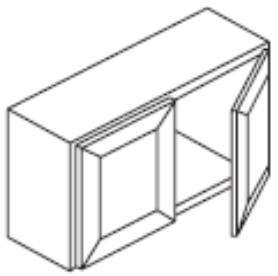
ITEM
 GLASS
 INSERT

WALL DIAGONAL CABINET



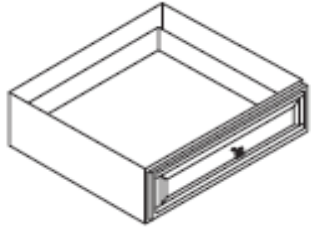
ITEM
 WDC2442
 WDC274215

WALL CABINET BRIDGE



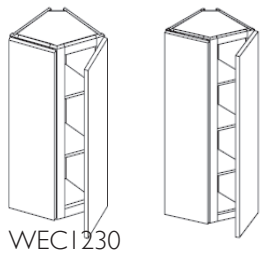
ITEM
 W2412
 W2415
 W2418
 W2718
 W3012
 W3015
 W3018
 W3612
 W3615
 W3618

KNEE DRAWER



ITEM
 FD24
 FD27
 FD30

WALL END CABINET



ITEM
 WEC1230
 WEC1236
 WEC1242

FINISHES

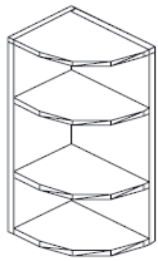
- K10** Mocha Maple Glaze
- A7** Creme Maple Glaze
- M01** Chocolate Maple Glaze
- K8** Espresso Maple
- J5** Mahogany Maple
- CO66** Cinnamon Maple Glaze
- SI** Walnut Shaker
- S8** White Shaker

Don't see your size? Call us!
 978.658.1888

Not all options are available for all colors/styles.
 Please call for more information.

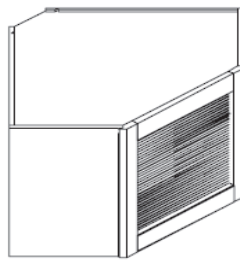
PRODUCT SPECIFICATIONS

WALL END SHELF



ITEM
WES0930
WES0936
WES0942

APPLIANCE GARAGE



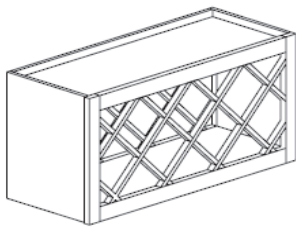
ITEM
AG2418
AG2718

WALL PANTRY DUMMY DOOR



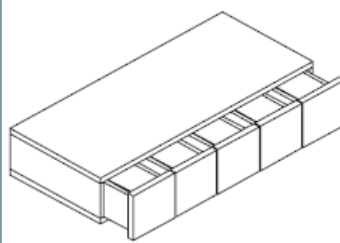
ITEM
BDD8427
BDD9027
BDD9627

WALL WINE RACK



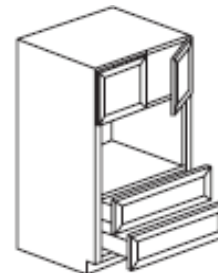
ITEM
30WR
36WR

WALL SPICE DRAWER



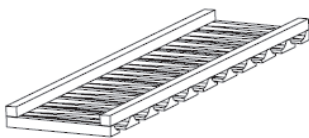
ITEM
WWRC6

SINGLE OVEN CABINET



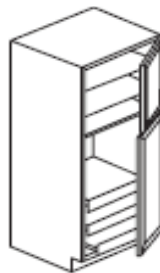
ITEM
OC308427
OC309027
OC309627
OC338427
OC339027
OC339627

WALL GLASS RACK



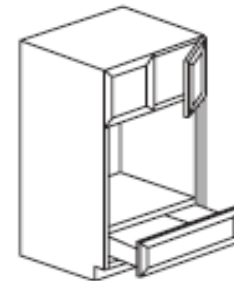
ITEM
30GR
36GR

TALL PANTRY



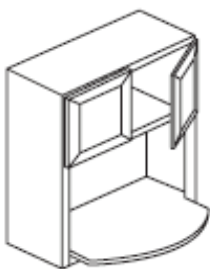
ITEM
WPI88427
WPI89027
WPI89627

DOUBLE OVEN CABINET



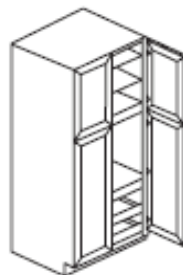
ITEM
OC308427WO
OC309027WO
OC309627WO
OC338427WO
OC339027WO
OC339627WO

WALL MICROWAVE CABINET



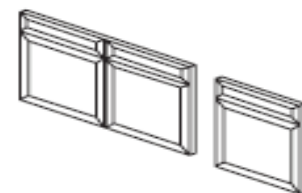
ITEM
WBL2730
WBL2736
WBL2742

TALL PANTRY



ITEM
WP248427
WP249027
WP249627
WP308427
WP309027
WP309627

BASE DUMMY DOOR



B30F/B36F

B18F

ITEM
B18F
B30F
B36F

FINISHES

K10 Mocha Maple Glaze

A7 Creme Maple Glaze

M01 Chocolate Maple Glaze

K8 Espresso Maple

J5 Mahogany Maple

CO66 Cinnamon Maple Glaze


SI Walnut Shaker

S8 White Shaker

Don't see your size? Call us!
978.658.1888

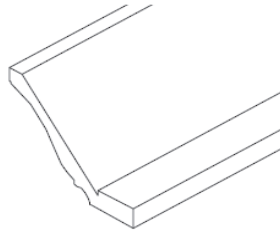
Not all options are available for all colors/styles.
Please call for more information.

BASE END DUMMY DOOR



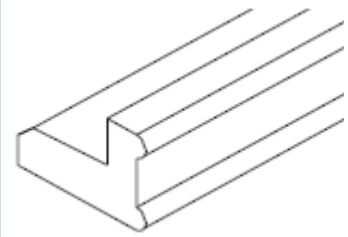
ITEM
BDD24

LARGE CROWN MOLDING



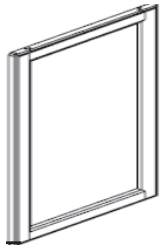
ITEM
ACM10 5 1/4

LIGHT RAIL MOLDING



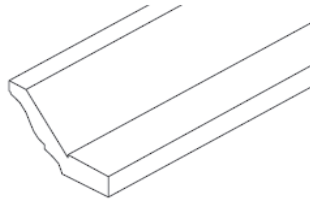
ITEM
TLR10-A

WALL END DUMMY DOOR



ITEM
W1230F
W1236F
W1242F

LARGE CROWN MOLDING



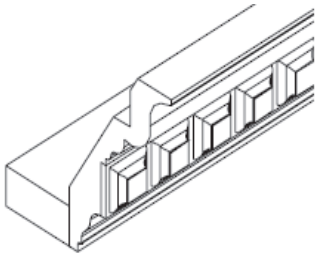
ITEM
ACM10 3 1/4

TOE KICK / TOE PLATE



ITEM
TK8

LARGE DENTIL MOLDING



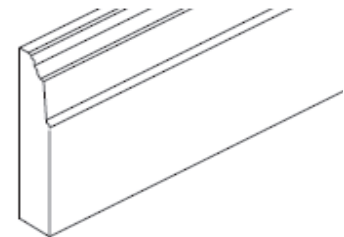
ITEM
CCM10-A

CROWN MOLDING



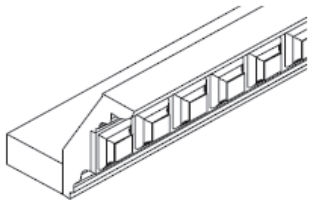
ITEM
CM10

BASE MOLDING



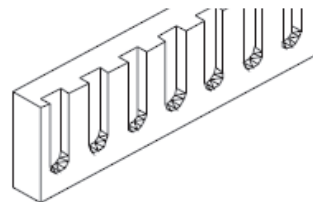
ITEM
BM10

DENTIL MOLDING



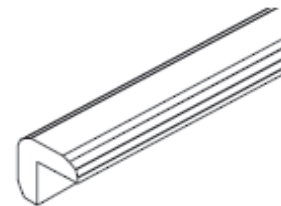
ITEM
CCM10-B

WIDE DENTIL MOLDING



ITEM
WDM10

OUTSIDE CORNER MOLDING



ITEM
OCM8

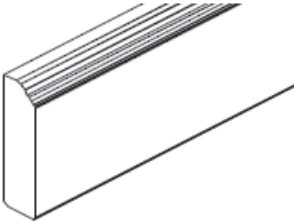
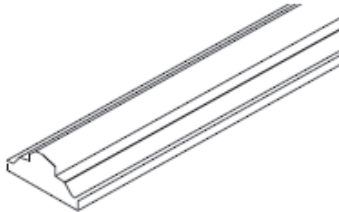

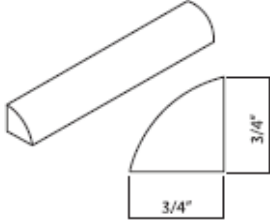
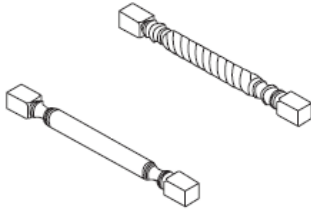

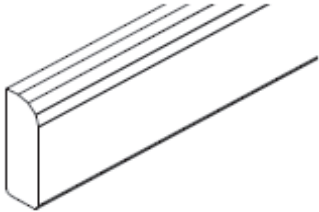
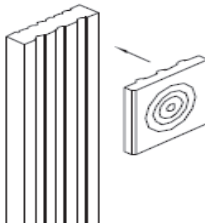


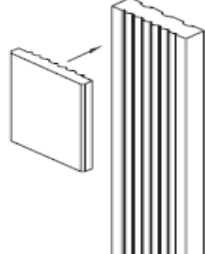

FINISHES

- K10** Mocha Maple Glaze
- A7** Creme Maple Glaze
- M01** Chocolate Maple Glaze
- K8** Espresso Maple
- J5** Mahogany Maple
- CO66** Cinnamon Maple Glaze
- S1** Walnut Shaker
- S8** White Shaker

Don't see your size? Call us!
978.658.1888

Not all options are available for all colors/styles.
Please call for more information.

PRODUCT SPECIFICATIONS

<p>OGEE MOLDING</p>  <p>ITEM OGM10</p>	<p>CHAIR RAIL MOLDING</p>  <p>ITEM FSM10</p>	<p>FLUTED / BEADED FILLER</p>  <p>ITEM PCVFF3</p>
<p>QUARTER ROUND MOLDING</p>  <p>ITEM QRM10</p>	<p>TURN POST</p>  <p>ITEM RP 34 1/2 SP3 * 34 1/2</p>	<p>TALL FILLER</p>  <p>ITEM CM34-3 CM34-6 CM34-9</p>
<p>SCRIBE MOLDING</p>  <p>ITEM SM8</p>	<p>FLUTED ROSETTE BLOCK</p>  <p>ITEM FB 3*3</p>	<p>BASE FILLER</p>  <p>ITEM BF3 BF6</p>
<p>CHAIR RAIL MOLDING</p>  <p>ITEM CRI10</p>	<p>FLUTED PLINTH BLOCK</p>  <p>ITEM BB 3*4</p>	<p>WALL FILLER</p>  <p>ITEM WF330 WF336 WF342 WF630 WF636 WF642</p>

FINISHES

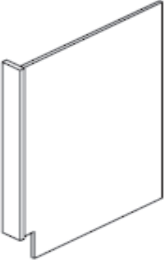
- K10** Mocha Maple Glaze
- A7** Creme Maple Glaze
- M01** Chocolate Maple Glaze
- K8** Espresso Maple
- J5** Mahogany Maple
- CO66** Cinnamon Maple Glaze
- SI** Walnut Shaker
- S8** White Shaker

Don't see your size? Call us!
978.658.1888

Not all options are available for all colors/styles.
Please call for more information.

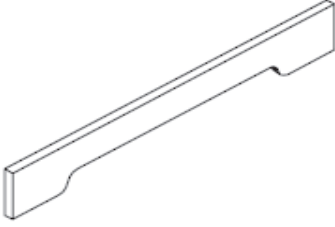
PRODUCT SPECIFICATIONS

DISHWASHER PANEL




ITEM
DWR

ARCHED VALANCE



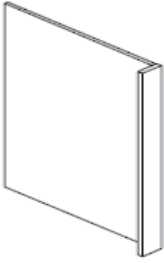
ITEM
V30B
V33B
V36B
V42B
V48B
V54B
V60B

SMALL LEAF ORNAMENT



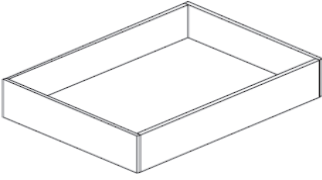
ITEM
RGO

REFRIGERATOR PANEL



ITEM
RRP8427
RRP9027
RRP9627

ROLL OUT TRAY



ITEM
RD18
RD21
RD24
RD30
RD36

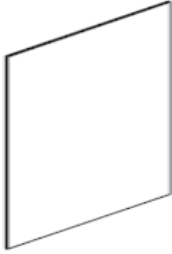
COMES WITH SOFT-CLOSE GLIDE

SMALL GRAPE CORBEL





ITEM
GC58

BASE SKIN PANEL





ITEM
BP3696 (SHORT GRAIN)
BP9636 (LONG GRAIN)

SPLIT POST




ITEM
RPS18
RPS24
RPS30
RPS36
RPS42

SMALL LEAF CORBEL

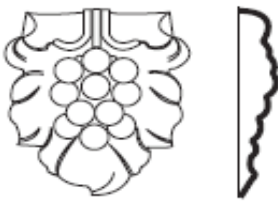
ITEM
RC58
RC313

FRIEZE VALANCE




ITEM
V30A
V33A
V36A
V42A
V48A
V54A
V60A

SMALL GRAPE ORNAMENT



ITEM
SGO

LARGE LEAF CORBEL



ITEM
AC

FINISHES

- K10** Mocha Maple Glaze
- A7** Creme Maple Glaze
- M01** Chocolate Maple Glaze
- K8** Espresso Maple
- J5** Mahogany Maple
- CO66** Cinnamon Maple Glaze
- S1** Walnut Shaker
- S8** White Shaker

Don't see your size? Call us!
978.658.1888

Not all options are available for all colors/styles.
Please call for more information.

PRODUCT SPECIFICATIONS

GRAPE ONLY



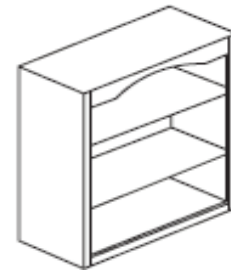
ITEM
GRPO

EX-LARGE CORBEL



ITEM
CB34 1/2
RC530

WALL OPEN SHELF



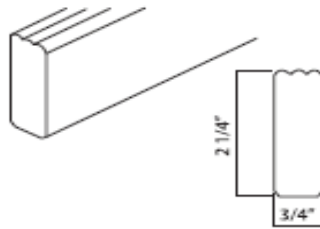
ITEM
WOS2430

LEAF ONLY



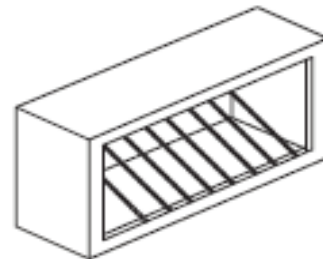
ITEM
RRPO

TRIPLE BEAD MOLDING



ITEM
WPM10

WALL PLATE RACK CABINET



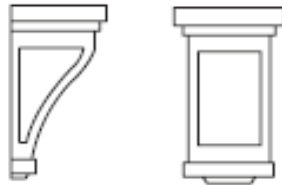
ITEM
WCD3018
WCD3618

DÉCOR



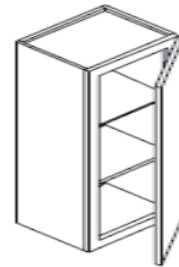
ITEM
ASO
RSO

SMALL CORBEL



ITEM
SC58

MEDICINE CABINET



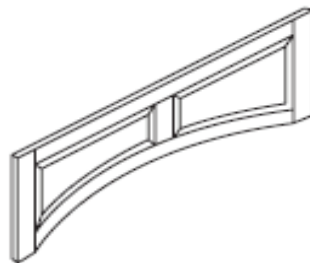
ITEM
WV12336

TALL GRAP ONLY



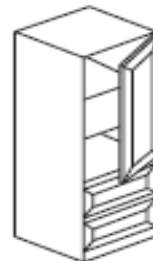
ITEM
OLC318
RLC318

RAISED PANEL VALANCE



ITEM
RPV36-A
RPV42-A
RPV54-A
RPV60-A
RPV72-A

VANITY COUNTER CABINET



ITEM
DV1245

FINISHES

K10 Mocha Maple Glaze

A7 Creme Maple Glaze

M01 Chocolate Maple Glaze

K8 Espresso Maple

J5 Mahogany Maple

CO66 Cinnamon Maple Glaze

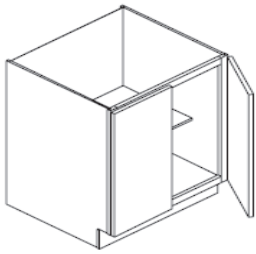
SI Walnut Shaker

S8 White Shaker

Don't see your size? Call us!
978.658.1888

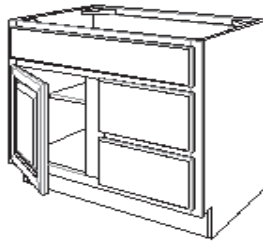
Not all options are available for all colors/styles.
Please call for more information.

SINK VANITY



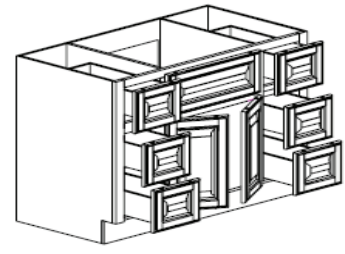
ITEM
SVA24P

VANITY BASE CABINET



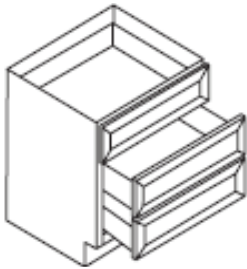
ITEM
FA3021DL

VANITY BASE CABINET



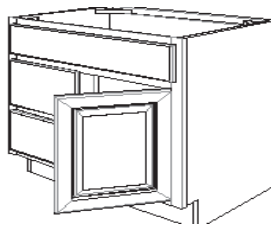
ITEM
FA4821D
FA6021D

VANITY DRAWER BASE



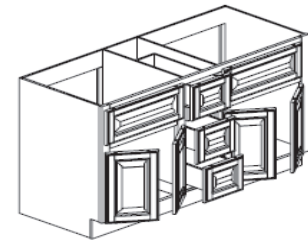
ITEM
SVA09D
SVA12D
SVA15D
SVA18D
SVA24D

VANITY BASE CABINET



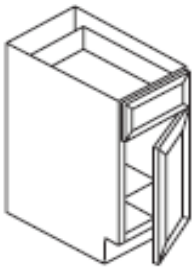
ITEM
FA3021DR

VANITY BASE CABINET



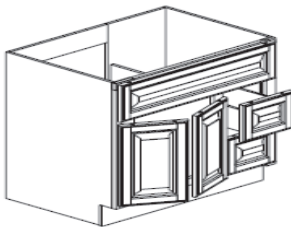
ITEM
FA6021DD

VANITY BASE CABINET



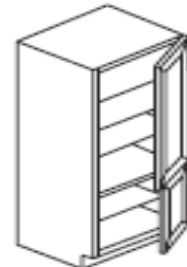
ITEM
SVA09P
SVA12P
SVA15P
SVA18P
SVA21P

VANITY BASE CABINET



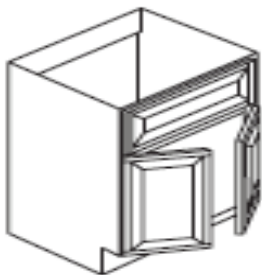
ITEM
FA3621DL

VANITY PANTRY



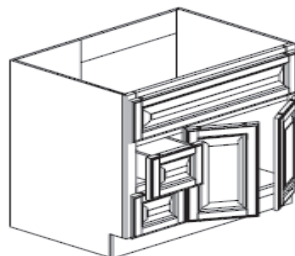
ITEM
SVA188124P

VANITY BASE CABINET



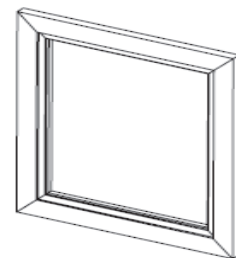
ITEM
SVA2421
FA3021

VANITY BASE CABINET



ITEM
FA3621DR

VANITY MIRROR



ITEM
SVAM2427
SVAM3027


FINISHES

- K10** Mocha Maple Glaze
- A7** Creme Maple Glaze
- M01** Chocolate Maple Glaze
- K8** Espresso Maple
- J5** Mahogany Maple
- CO66** Cinnamon Maple Glaze
- S1** Walnut Shaker
- S8** White Shaker

Don't see your size? Call us!
978.658.1888

Not all options are available for all colors/styles.
Please call for more information.

Bathroom Vanity



J&K Cabinetry hereby warrants that all cabinets sold by J&K Cabinetry are free from defects in material and workmanship for a period of one year from the date of purchase. This warranty is expressly limited to repair or replacement of the defective part at the discretion of J&K Cabinetry, and does not include labor for removal or replacement. This warranty only applies to the original consumer purchaser and is not transferable to subsequent owners.

This warranty does not extend to defects caused by improper handling, storage, installation, assembly or disassembly, damages, product modifications, exposure to the elements including humidity or heat which may result in damaging the cabinets, misuse, abuse or negligence.

Natural wood may vary in texture, color and wood grain, and exhibit subtle changes as they age. Sunlight, smoke, moisture, household cleaners and other environmental conditions may cause materials to vary from their original color and/or to warp, split or crack. These variations are considered to be the nature of the material in relation to its environmental exposure and not covered under this warranty.

J&K Cabinetry periodically updates and makes changes to its product line and specifications. If a warranty claim is filed against obsolete or changed product, J&K will replace the part(s) under warranty with a new part of the same style or with a similar style currently offered. J&K Cabinetry cannot be held responsible for replacement product that may not exactly match installed product.

ADDITIONAL LIMITATIONS AND DISCLAIMERS

J&K Cabinetry makes no other warranties other than those set forth herein and all other warranties are hereby disclaimed. In no event shall J&K Cabinetry be liable for incidental or consequential damages to the homeowner or to any third party, including, without limitation, damages arising from personal injury, lost profits, loss of business opportunity, loss of property, economic losses, or statutory or exemplary damages, whether from negligence, warranty, strict liability or otherwise.

To submit a warranty claim, the original consumer purchaser must contact the J&K Cabinetry dealer or reseller where the product was purchased. A copy of the original dated sales receipt must be presented as proof of purchase. The J&K Cabinetry dealer or reseller will contact the J&K Cabinetry sales representative who will inspect the product and submit the findings to J&K Cabinetry for response.

J&K CABINETS

68 INDUSTRIAL WAY, WILMINGTON, MA 01887
TEL 978.658.1888 FAX 978.658.1882

TO LOCATE A DEALER, PLEASE VISIT
WWW.JKBOSTON.COM

